



VA Capitol Health Care Network (VISN 5) Department of Veterans Affairs, VHA Construction Program Overview

**Presentation at Small Business Conference
December 2014**

**Presented By:
Pedro E. Garcia, VISN 5 Capital Asset Manager (CAM)**

Integrity **C**ommitment **A**dvocacy **R**espect **E**xcellence



VA HEALTH CARE | Defining **EXCELLENCE**
in the 21st Century

What we do?

- **Capital Asset Management Office:**
 - Network oversight & support as needed:
 - Construction projects and leases
 - Energy Program
 - Facilities Management Operations
 - Biomedical Engineering
 - RTLS Implementation
 - Vehicle Fleet Management & Acquisitions
 - Capital Asset Master Planning
 - Includes partnership with Strategic Planning & IT Offices

VISN 5 - At a Glance

Medical Center Locations




Martinsburg VAMC



Baltimore VAMC



Perry Point VAMC

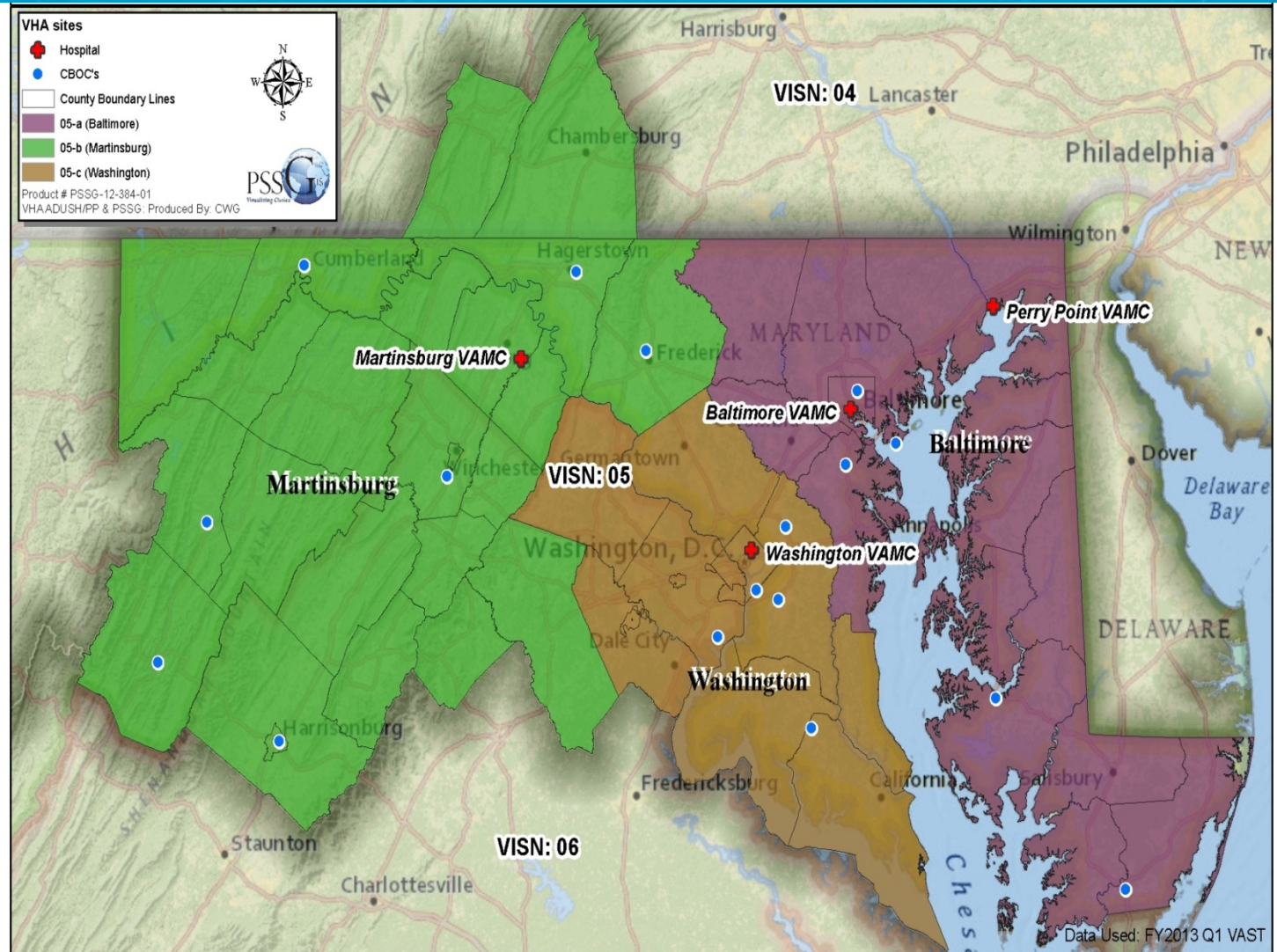


Washington DC VAMC



VISN 5 – At a Glance

- Square Miles: 19,269
 - Veteran Enrollees: 227,183
 - States: 04*
 - VAMCs: 04
 - CBOCs: 18
 - Vet Centers: 12
 - State Veterans Homes: 01
 - VBA Regional Offices: 02
 - National Cemeteries: 06
 - State Veteran Cemeteries: 05
- *District of Columbia not included



VISN 5 - At a Glance

Key Facts



Geography

- 19,269 square miles
- 4 States and the District of Columbia
- 4 Medical Centers
- 18 CBOCs
- 4 Community Living Centers
- 2 Domiciliaries



Representation & Key Facts

- 8 Senators
- 15 Congressional Districts
- 12 Vet Centers
- 1 State Veteran Home
- 2 VBA Regional Offices
- 6 National Cemeteries
- 5 State Veterans Cemeteries



Partners & Affiliates

- 11 Public Housing Authorities
- 8 Medical School Affiliates
- 80 VSO Partners
- 4 National Unions-10 Locals
- Department of Defense
 - 4 Co-located CBOCs w/ MTF
 - 8 IDES Sites
 - 2 JIFs

Veteran Centric

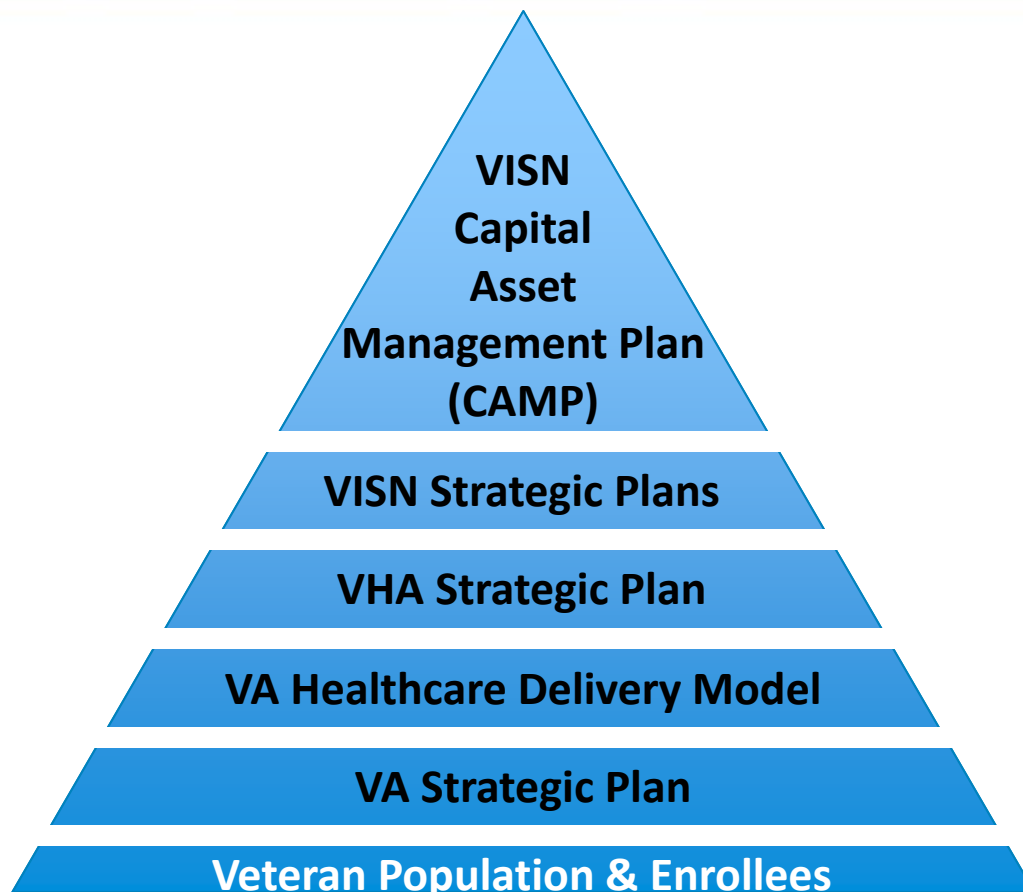
VISN 5 - At a Glance

FY2012 Care Delivery

Facility	Complex.	Acute Beds	Long Term Care Beds	Dom Beds	CBOCs	FY 2014 Uniques	FY 2014 Outpatient Visits	FY 14 Admissions (Acute and LTC)	FY 14 Acute BDOC
VISN 5		482	504	410	18	151,469	1,933,650	17,776	119,331
VA Maryland Health Care System	1B	236	263	145	6	55,153	707,714	7,600	55,825
Martinsburg VAMC	2	71	121	265	7	35,607	492,424	3,015	15,962
Washington DC VAMC	1B	175	120	0	5*	68,086	733,512	7,161	47,544

Capital Investment Strategy

VISN-wide CAMP



- Focus on identifying overall health outcome goals for enrolled patients relying on VHA for health care and eligible Veteran population and enrolled patient population.
- Recognizes that the VISN is the operational center for delivering healthcare to Veterans.
- Capital Assets are defined as:
 - Construction Projects / Leases
 - Medical & Non-Medical Equipment
 - Virtual Care Technologies
 - Information Technology
 - Vehicle Fleet

Strategic Capital Investment Planning (SCIP) process

- *10-year Construction/Lease Plan: FY 2016 – 2025*
- *SCIP is intended to be an integrated comprehensive planning process for capital programs across all Administrations*
- *The overarching goal of SCIP is to establish an improved corporate approach to prioritizing all VA capital investments and to ensure investments are targeted to reduce existing gaps based on projected utilization/workload and other data-driven infrastructure gaps*

CAMP-SCIP Strategic Capital Focus Areas

1. *Safety*
2. *End Homelessness*
3. *Virtual Hospital Expansion*
4. *Improve Environment of Care*
5. *Home Based Primary Care (HBPC) Expansion*

CAMP-SCIP Strategic Capital Focus Areas

6. *Expand VA/DoD Partnerships*
5. *Medical Equipment safety, standardization & replacement plan*
6. *Vehicle Fleet Plan*
7. *Energy Plan to reduce consumption*
8. *Increase Research Program Integration*

Access Gaps

- *Enrollees w/in Access Guidelines – Drive time:*
 - *Washington: 82%*
 - *VAMHCS: 80%*
 - *Martinsburg: 73%*

Utilization Gaps

- **Outpatient Care Increase:**
 - Dental
 - Surgical Specialties
 - Medical & Other Non-Surgical Specialties
- **Inpatient Care Decrease**

Space Gaps

- **1 Million SF Deficit VISN-wide**
 - **Washington – Over 450K SF**
 - **Baltimore – Over 230K SF**
 - **Martinsburg – Over 185K SF**
 - **Loch Raven – Over 75K SF**
 - **Perry Point – Over 370K SF Surplus**
- **Outpatient Care - Over 500K SF space shortage**
- **Inpatient Care – Over 80K SF space shortage**

Facility Condition Gaps

- **Mechanical - \$ 100 M**
- **Architectural - \$75 M**
- **Electrical - \$55 M**
- **Plumbing - \$28 M**

Energy Gaps

- *Sustainable buildings*
- *Energy Efficiency*
- *GHG Emissions*
- *Renewable Energy*

Functional & Other Gaps

- *Patient Privacy*
- *Parking*
- *Emergency Preparedness*
- *Water Safety Management*
- *Hazardous Materials*
- *Environment of Care*
- *Patient Safety*
- *Security Compliance*
- *NFPA – OSHA Criteria*
- *ADA Access Criteria*

FY 2015 – Minor Program – Under \$10 M

Project	Location
36-Bed Residential Treatment Units	Perry Point
Expand Patient/Visitor Parking	Washington
Relocate Dementia Unit	Martinsburg
Emergency Room Expansion	Washington

FY 2015 – NRM Program

Project	Location	
Med/Surg Patient Privacy Project	Baltimore	Under \$ 10 M
Expand Sleep Lab	Baltimore	Under \$ 10 M
SPD / Kitchen & Bldg Controls	Baltimore	Under \$ 10 M
HVAC & Utility Control Projects	BT, DC, MT	Under \$ 30 M
Renovate Research Lab, Phase 3	Washington	Under \$ 5 M
Public Restrooms, Phase 2	Washington	Under \$ 5 M
Correct Fire Alarm in Outbuildings	Martinsburg	Under \$ 5 M

FY 2015 - NRM Program (Cont'd)

Project	Location	Estimated Size
Renovate Sterile Processing	Washington	Under \$ 5 M
Renovate Rest Rooms	BT, DC	Under \$10 M
Misc. Halls & Walls Projects	BT, LR, DC	Under \$ 5 M
HVAC Maintenance, Upgrades & Retro-Commissioning	BT, LR, PP, DC, MB	Under \$ 10 M
Repair Steam Piping in Row 200 Bldg	Martinsburg	Under \$ 5 M
Replace Water Treatment Plant	Perry Point	Under \$15 M

FY 2015 – NRM Program (cont'd)

Project	Location	Estimated Size
Multi-Award Task Order Contract (MATOC)	VISN-wide	Under \$2 M
CBOC Leases: Charlotte Hall & Montgomery County, MD	Washington	TBD
Construct Two 12-Bed CLC Residential Wings (DES)	Martinsburg	Under \$ 10 M
Construct Dental & Audiology Outpatient Center (DES)	Martinsburg	Under \$ 10 M
Construct Warehouses (DES)	Martinsburg & Perry Point	Under \$ 20 M

FY 2015 – NRM Program (Cont'd)

Project	Location	Estimated Size
MRI Site Prep	Perry Point	Under \$ 1 M
OR Hybrid Conversion	Martinsburg	Under \$ 1 M
Linear Accelerator Site Prep	Washington	Under \$ 2 M
Nurse Call Replacement	Perry Point	Under \$ 5 M

FY 2016 / 2017 Forecast

Project	Location	Estimated Size
Construct CLC Residential Houses (Major)	Perry Point	Under \$100 M
New or Expanded CBOCs	TBD	TBD
CLC & Hospice Expansions	DC, LR, MB	Under \$ 10 M
Medical / Psych Ward & ICU Renovations	DC / BT	Under \$ 10 M
Construction 47-Bed Domiciliary	Martinsburg	Under \$ 10 M
Upgrade Fire Alarm System	Perry Point	Under \$ 20 M
Upgrade Electrical Distribution	DC, MB	Under \$ 5 M
Upgrade Chiller Plant / Boiler	DC / Perry Point	Under \$ 10 M

Additional Information

Capital Asset Management

- **Pedro Garcia**
 - VISN 5 Capital Asset Manager
 - Pedro.Garcia@va.gov
 - 410-691-7814

- **Steve Reinert**
 - VISN 5 Energy Manager
 - Steve.Reinert@va.gov
 - 410-691-0603

- **Ann Valliyakalayil**
 - VISN 5 RTLS Manager / Biomedical Engineer
 - Ann.Valliyakalayil@va.gov
 - 410-691-7302

Additional Information

Contracting

- **Scott Sands**
 - VISN 5 Director of Contracting
 - scott.sands@va.gov
 - 202-579-6098
- **Donyale Smith**
 - VISN 5 Deputy Director of Contracting
 - donyale.smith@va.gov
 - 410-303-9640

Additional Information

Contracting (cont'd)

- **Kandi McDonald**
 - Construction Team Manager – MD
 - kandi.mcdonald@va.gov
 - 410-642-2411 ext. 2920
- **Harry Parker**
 - Construction Team Manager - DC
 - harry.parker@va.gov
 - 202-745-8000 ext. 58408
- **Shari Kesecker**
 - Construction Team Manager – Martinsburg, WV
 - Shari.Kesecker@va.gov
 - 304-263-0811 ext. 3233

Questions

